

STAS v-tense & h-tense

combine endlessly

The tensioned cable system can be used flexibly and mounted on walls or ceiling. Horizontally, vertically and diagonally! The possibilities in combination with the STAS qubic, the STAS evoluon and the other STAS rail systems are therefore endless. Consider, for example, applications for the creation of shop windows, the presentation of houses in the real estate sector, displaying menus in restaurants or hanging material in schools or in the office.

STAS v-tense (vertical)

The STAS v-tense is, together with the STAS h-tense, part of the tensioned cable system assortment. The STAS v-tense can be used vertically and is equipped with a glider on both sides. The cables are easy to tighten. In addition, an extra spring has been added to the STAS v-tense so that the wire still offers enough elasticity to hook into a rail with a hook. The STAS v-tense can be combined with various STAS rail systems, the STAS qubic and the STAS evoluon to easily create a wall presentation.

* Also available in a version with a glider on one side and a STAS cobra on the other for hanging options with a STAS rail.



Features v-tense

Dimensions	26 x 3 mm
Length	150 , 300, 450 cm
Colour	alu structure
Material	aluminium
Installation	wall- and ceiling mounting (in combination with the STAS rail, STAS evoluon and STAS qubic)
Warranty	5 years


Content

STAS v-tense
TSBV150 150 cm
TSBV300 300 cm
TSBV450 450 cm



STAS h-tense (horizontal)

The STAS h-tense is, together with the STAS v-tense, part of the tensioned cable system assortment. The STAS h-tense can be used horizontally and is equipped with a glider on both sides. The wire is easy to tighten. The STAS h-tense can be combined with the STAS qubic to easily create a wall presentation.



Features h-tense

Dimensions	26 x 3 mm
Length	150 , 300, 450 cm
Colour	alu structure
Material	aluminium
Installation	wall- and ceiling mounting (in combination with the STAS qubic)
Warranty	5 years



Content

STAS h-tense
TSBH150 150 cm
TSBH300 300 cm
TSBH450 450 cm



STAS v-tense & h-tense

accessories & possibilities

STAS accessories



**STAS frame clamp
(4.5 mm)**
TCS30001

STAS frame clamp (4.5 mm)

The STAS frame clamp can be screwed onto a tensioned wire. When 2 tensioned wires are mounted next to each other with both a STAS frame clamp, a frame or other material (minimal 1 mm and maximal 4.5 mm thick) can be clamped between them.



**STAS frame connector
(4.5 mm)**
TCS30002

STAS frame connector (4.5 mm)

The STAS frame connector can be screwed onto a tensioned wire. The double opening allows several frames or other material (minimal 1 mm and maximal 4.5 mm thick) to be placed next to each other.



STAS tense-frame
TCS30010

STAS tense-frame

The A4 size frame comes with 4 STAS frame clamps (4.5 mm). When 2 tensioned wires are mounted next to each other, the STAS tense frame can be placed between these wires. The frame can be opened at the top so that material can be placed inside. Think, for example, of applications for advertisements or the presentation of houses in real estate. The frame can be closed magnetically.



**STAS frame clamp
(8.5 mm)**
TCS30003

STAS frame clamp (8.5 mm)

The STAS frame clamp can be screwed onto a tensioned wire. When 2 tensioned wires are mounted next to each other with both a STAS frame clamp, a frame or other material (minimal 4 mm and maximal 8.5 mm thick) can be clamped between them.



**STAS frame connector
(8.5 mm)**
TCS30004

STAS frame connector (8.5 mm)

The STAS frame connector can be screwed onto a tensioned wire. The double opening allows several frames (minimal 4 mm and maximal 8.5 mm thick) to be placed next to each other.



**STAS shelf clamp
(8.5 mm)**
TCS30005

STAS shelf clamp (8.5 mm)

The STAS shelf clamp can be screwed on the STAS steel cable with glider (p.35). When 4 sets of STAS steel cables with glider are mounted with 4 STAS shelf clamps, a STAS shelf can be placed in between to create shelves.



**STAS shelf
connector (8.5 mm)**
TCS30006

STAS shelf connector (8.5 mm)

The STAS shelf connector can be screwed onto the STAS steel cable with glider (p.35). Thanks to the double opening, several STAS shelves can be placed next to each other in order to create shelves.



STAS shelf 20 x 30 cm
TCS30025

STAS shelf

The STAS shelf is a plexiglass shelf of 20 x 30 cm. With the help of 4 STAS shelf clamps, this shelf can be attached to 4 sets of STAS steel cable with glider (p.35) in order to create shelves. (other dimensions available upon request)



STAS security hook
HA30600

STAS security hook

The STAS security hook is a hook that can be used with the STAS v-tense. The STAS security hook can be placed before as well as after mounting the tensioned wire by means of a rotary wheel behind the hook.



STAS signage clip
TCS30007

STAS signage clip

The STAS signage clip can be screwed onto a STAS steel cable with glider and then placed in the STAS cubic. Signs with a minimum thickness of 2 mm and a maximum of 7 mm can be clamped in the STAS signage clip.

* Can also be used with STAS steel cable with loop and STAS drop ceiling hook.



STAS metal clothespin
MC10100

STAS metal clips

These metal clips are suitable for hanging various materials on the STAS h-tense. Think of hanging alphabet letter tiles, posters, drawings, decorations, all kinds of papers and light objects.



STAS distance clamp
TCS30009

STAS distance clamp

The STAS distance clamp can be screwed onto a tensioned wire. The front part can be loosened, after which this part can be pushed through the drill holes of a frame, plate or other object. The 2 pieces can be tightened again. Due to the extended back, the STAS distance clamp ensures that the wall object hangs stable and with a same distance from the wall.



STAS tense led-frame
TCS30015

STAS tense LED frame

The A4 size LED frame comes with 4 attached clamps. When 2 tensioned wires are mounted next to each other, the STAS tense LED frame can be placed between the wires. Material can be placed in the frame by removing and replacing a transparent magnetic plate.

STAS tense 12V power (60W)

The STAS tense 12V power is an adapter that can be used to power the STAS tense LED frame with 60W power. A maximum of 12 LED frames* can be connected to this adapter.

* max. 12 LED frames connected on 2 tensioned wires. If you want to use more than 12 LED frames and / or more than 2 tensioned wires, it is necessary to use multiple adapters.



STAS tense 12V power
VT30600

Applications



STAS frame clamp
(4.5 mm)



STAS frame connector
(4.5 mm)




STAS frame clamp
(8.5 mm)



STAS frame connector
(8.5 mm)



STAS shelf clamp
(8.5 mm)



STAS shelf connector
(8.5 mm)



STAS signage clip



STAS distance clamp

STAS v-tense & h-tense accessories & possibilities

Options STAS v-tense



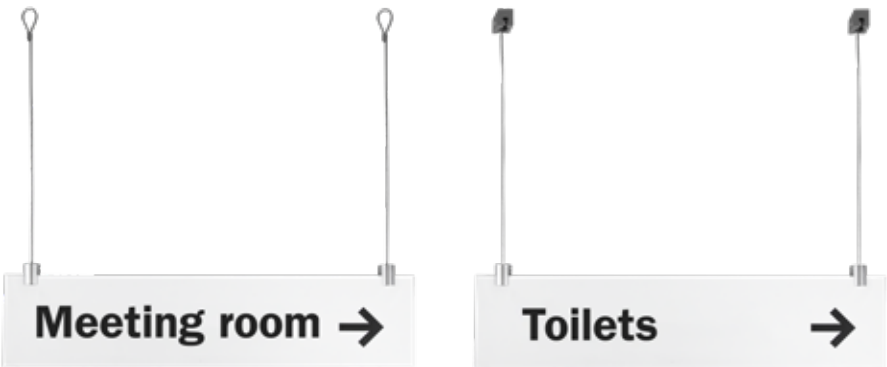
STAS qubic, STAS v-tense, STAS tense frame & STAS frame clamps

STAS qubic, STAS v-tense, STAS tense frame & STAS frame clamps

STAS qubic, STAS v-tense, STAS evoluon, STAS tense frame & STAS frame clamps

STAS evoluon, STAS v-tense, STAS security hook & STAS kliq frame

Options STAS signage clip



STAS signage clip & steelcable with loop.
(to be used with the STAS suspended ceiling hook with loop)

STAS signage clip, steelcable with glider & STAS qubic.






STAS cliprail, STAS qubic,
STAS v-tense
STAS security hook &
decorative photo frames



STAS j-rail, STAS v-tense,
STAS frame clamps &
presentation board



STAS qubic, STAS
v-tense
& STAS tense LED
frame



STAS qubic ceiling
mounting, STAS shelf
clamp
& STAS shelves



Options STAS h-tense



STAS h-tense, STAS qubic, STAS metal clips, alphabet letter tiles



STAS h-tense, STAS qubic, STAS tense frame & STAS frame clamps

Important note regarding warranty and liability

Products of STAS must be installed and used only in strict accordance with the latest version of the STAS picture hanging systems installation guide, available for download at www.stasgroup.com. It is the responsibility of the installer to select the correct fasteners for the particular installation. Improper installation, misuse, misapplication or otherwise failing to completely follow seller's instructions and warnings may cause product malfunction, property damage or personal injury.

**STAS picture hanging systems**

Esp 245 | 5633 AD Eindhoven | PO box 1049 | 5602 BA Eindhoven | The Netherlands
T +31 (0)40 292 48 48 | info@stasgroup.com | www.stasgroup.com