

A modern dining room featuring a round white table with a wooden base, surrounded by grey upholstered chairs with wooden legs. On the table are a bottle of wine, two glasses, and some magazines. The room has a yellow wall with a large zebra painting, a dark lower wall section, and a grey tiled floor. A pendant light hangs from the ceiling.

**STAS multirail**

**accessories**



**NEW**

**eSMART**  
by STAS

# STAS multirail accessories

## smart lighting



Works with Wi-Fi



Warm/cool white & RGB



Timer



Remote control



Group control



Energy saving

## STAS Wi-Fi smart LED

The STAS Wi-Fi smart LED is a smart LED lamp that can be used with a specific range of STAS fixtures. You don't have to be a technician to install this smart LED lamp, a good Wi-fi signal is simply enough. With the accompanying free app and connected to your Wi-Fi network, you can easily switch the STAS Wi-Fi smart LED lamps on and off. It is even possible to illuminate each painting individually with the desired light color and light intensity (2700K warm light > 6500K daylight). From a crisp light in the morning to a warm and cozy light in the evening. With the STAS Wi-Fi smart LED, the colors in your wall decoration come into their own even more beautifully.

The STAS Wi-Fi smart LED lamps are 100% continuously dimmable and that without the intervention of an external Hub. It is also possible to create groups for certain rooms and the lamps have a timer setting so that your lighting can be switched on and off automatically. As icing on the cake, the STAS Wi-Fi smart LED also supports voice control in combination with Amazon Alexa, Siri and Google Home.



	VL20300
Power	5 W
Output equivalent	30 W
Max. consumption	5 W
Light intensity	300 lm
Infrared radiation	none
Colour temperature cool	6500 K + RGB
Colour temperature warm	2700 K
Light beam	standard - diffuse
Beam angle	100°
Socket	MR16-GU5.3
Vibrational impact	low
Lifespan	15000
Energy class	A+



STAS Wi-Fi smart LED  
VL20300



STAS remote control for STAS  
Wi-Fi smart-led  
VT40800

### Download the Smart life app:



#### Compatible with:



#### System requirements

- The Tuya smart app requires system iOS 9 or higher, Android 4.4 or higher.
- Provide a properly functioning wireless network and internet connection.

1 year warranty applies to all multirail accessories.




## STAS fixtures for STAS Wi-Fi smart LED


These 3 different fixtures have been specially developed for the STAS Wi-Fi smart LED and the STAS multirail systems. The STAS Wi-Fi smart LED lamp can be easily mounted on a fixture with the supplied Allen key. You can easily click a fixture on a desired spot in the STAS multirail. The Classic fixture can only be adjusted in height and the lamp base can be turned. The Sirius fixture has a flexible part that allows you to make small adjustments in the direction of the light beam.



**STAS multirail fixture  
GU5.3 classic white incl.  
STAS Wi-Fi smart LED**  
VA15516 50 cm  
VA15716 70 cm



**STAS multirail fixture GU5.3  
classic chrome incl.  
STAS Wi-Fi smart LED**  
VA35516 50 cm  
VA35716 70 cm



**STAS multirail fixture  
sirius chrome incl.  
STAS Wi-Fi smart LED**  
VA35416 40 cm  
VA35616 50 cm



## STAS Wi-Fi smart plug

You really don't have to be a technical miracle to remotely control or automate your connected equipment. All you need is our smart plug called the STAS Wi-Fi smart plug and your Wi-Fi router. Connected to the STAS Wi-Fi smart plug, you can remotely operate the STAS multirail or other electronic devices. With the free app and connected to your Wi-Fi network, you can easily switch the STAS multirail on and off. This way you are always in control of lighting the art on your wall.

The STAS Wi-Fi smart plug has a handy timer function so that the STAS multirail switches on automatically when, for example, you come home from work or when you are on holiday. In addition, the STAS Wi-Fi smart plug also supports voice support in combination with Amazon Alexa or Google Home.



**STAS Wi-Fi smart plug**  
VT30700

# STAS multirail accessories

## Spotlights

STAS offers 3 different LED spotlights. Your choice depends on your personal preference in terms of energy efficiency, light colour, warmth radiation and the shape and intensity of the light beam. All spotlights fit on all light fixtures. 1 year warranty applies to all multirail accessories.


### STAS ledspot 3,5 W / 27°

Emits a narrow beam of light suitable for small paintings.

	VL10200	
	Power	3.5 W
	Output equivalent	20 W
	Max. consumption	3.5 W
	Light intensity	200 lm
	Infrared radiation	none
	Light colour	warm white
	Colour temperature	2700 K
	Light beam	standard - diffuse
	Beam angle	27°
	Socket	MR11-GU4.0
	Vibrational impact	low
	Lifespan	40.000
	Energy class	A+

### STAS ledspot 3,5 W / 95°

Emits a wide beam of light suitable for large artworks.

	VL10900	
	Power	3.5 W
	Output equivalent	20 W
	Max. consumption	3.5 W
	Light intensity	200 lm
	Infrared radiation	none
	Light colour	warm white
	Colour temperature	2700 K
	Light beam	standard - diffuse
	Beam angle	95°
	Socket	MR11-GU4.0
	Vibrational impact	low
	Lifespan	40.000
	Energy class	A+

## Armaturen

STAS offers a choice of 3 different light fixtures in various lengths. Your choice depends on your personal preference and on the size of the artwork you wish to illuminate. Every light fixture fits on all multirail systems.

### Tips

The bigger the distance between light source and wall, the bigger the artwork that can be illuminated. In other words: choose a large fixture for lighting a large work of art.

### Adjusting

All fixtures have a flexible or hinged part with which small adjustments to the beam angle can be made.

1 year warranty applies to all multirail accessories.

SCAN FOR MANUAL



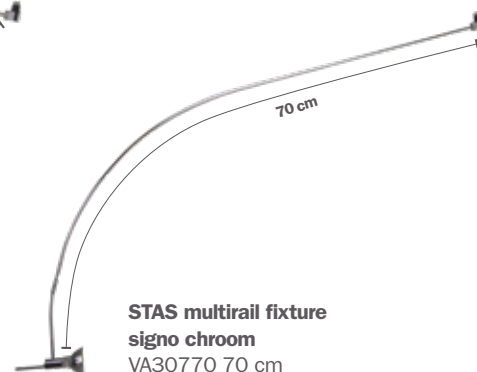
**STAS multirail fixture classic**

VA10500 50 cm white  
VA10700 70 cm white  
VA30500 50 cm chrom  
VA30700 70 cm chrom



**STAS multirail fixture sirius chrom**

VA30365 40 cm  
VA30465 50 cm  
VA30665 65 cm



**STAS multirail fixture signo chrom**

VA30770 70 cm





## Adapters

The choice of an adapter depends on 3 things:

1. the type of spotlight you'd like to use
2. the number of spotlights you'd like to install
3. the number of metres of rail you'd like to install

View the tables below for the best choice.

STAS adapters			
	VT20500 STAS multirail adapter 18W	VT20036 STAS multirail adapter 36W	VT20084 STAS multirail adapter 84W
<b>Input voltage</b>	AC100-240V ~ 50/60Hz 0.7A	100-240VAC 50/60Hz	100-240VAC 50/60Hz
<b>Output voltage</b>	DC 12V == 1.5A	12V DC 3A	12V DC 7A
<b>Ampère</b>	1.5A	3A	7A
<b>Dimensions (l x h x b)</b>	75 x 86 x 36 mm	105 x 45 x 28.5mm	155 x 60 x 37mm
<b>Weight</b>	180 gr	220 gr	490 gr
<b>Connection</b>	input plug (EU) output cable 3 m	input plug (EU) (US) 1.8 m output cable 3 m	input plug (EU) (US) 1.8 m output cable 3 m
<b>Quality label</b>	CE   GS TÜV   WEEE	UL   CE   EMC   RoHS   REACH	UL   CE   EMC   RoHS   REACH



**STAS multirail adapter 18 W**  
VT20500



**STAS multirail adapter 36 W**  
VT20036



**STAS multirail adapter 84 W**  
VT20084

### Number of spotlights

		Led 3,5 W	Led 4 W	Led 5 W
<b>VT20500</b>	Adapter 18 W	4	3	2
<b>VT20036</b>	Adapter 36 W	8	7	6
<b>VT20084</b>	Adapter 84 W	20	17	14
Maximum number of meters of rail per adapter		16	16	16

### Using multiple adapters

In case you would like to use more than the below mentioned number of metres or spots, you will have to use multiple adapters.

### CAUTION:

Create independent circuits when using more than one adapter! Adapters must never be connected, neither directly nor indirectly. In short: NEVER connect two rail segments that are each connected to a different adapter! Exclusively connect rail segments that share one adapter.

### Dimming of light

The current STAS adapters are not yet dimmable. We strongly advise against connecting your own switch or dimmer to the system. Be aware that if you do this anyway, all system warranty expires.

SCAN FOR GUIDE



**Important note regarding warranty and liability**

Products of STAS must be installed and used only in strict accordance with the latest version of the STAS picture hanging systems installation guide, available for download at [www.stasgroup.com](http://www.stasgroup.com). It is the responsibility of the installer to select the correct fasteners for the particular installation. Improper installation, misuse, misapplication or otherwise failing to completely follow seller's instructions and warnings may cause product malfunction, property damage or personal injury.

**STAS picture hanging systems**

28 Town Forest Rd, Unit B | Webster, MA 01570 | USA

T +(888) 312 69 71 | [info@picturehangingsystems.com](mailto:info@picturehangingsystems.com) | [www.picturehangingsystems.com](http://www.picturehangingsystems.com)